

## **2022 CALIFORNIA BUILDING CODE - SECTION 11B-208, 11B-501 & 11B-502** **GENERAL REQUIREMENTS FOR ACCESSIBLE PARKING**

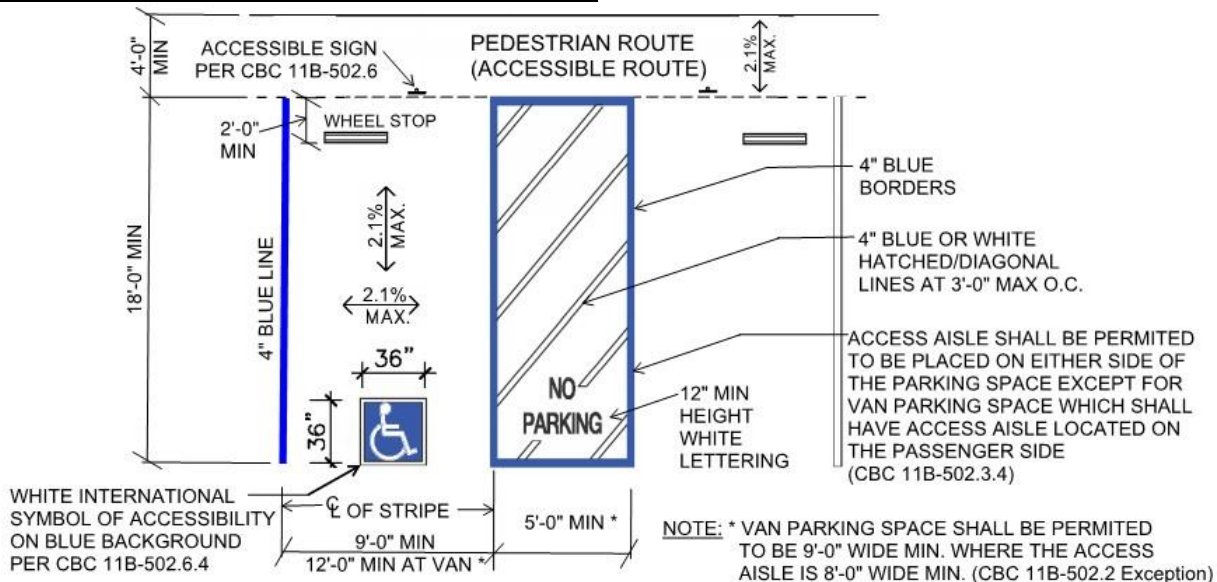
### **NUMBER OF PARKING SPACES (Table 11B-208.2)**

Total Number of Parking Spaces Provided	Minimum Number of Accessible Spaces Required
1-25	1 (1 Van min.)
26-50	2 (1 Van min.)
51-75	3 (1 Van min.)
76-100	4 (1 Van min.)
101-150	5 (1 Van min.)
151-200	6 (1 Van min.)
201-300	7 (2 Van min.)
301-400	8 (2 Van min.)
401-500	9 (2 Van min.)
501-1000	2% of total (1 Van for every 6 Accessible Parking)
1001 & Over	20+1 for each 100, or fraction thereof (1 Van for every 6 van accessible Parking per CBC 11B-208.2.4)

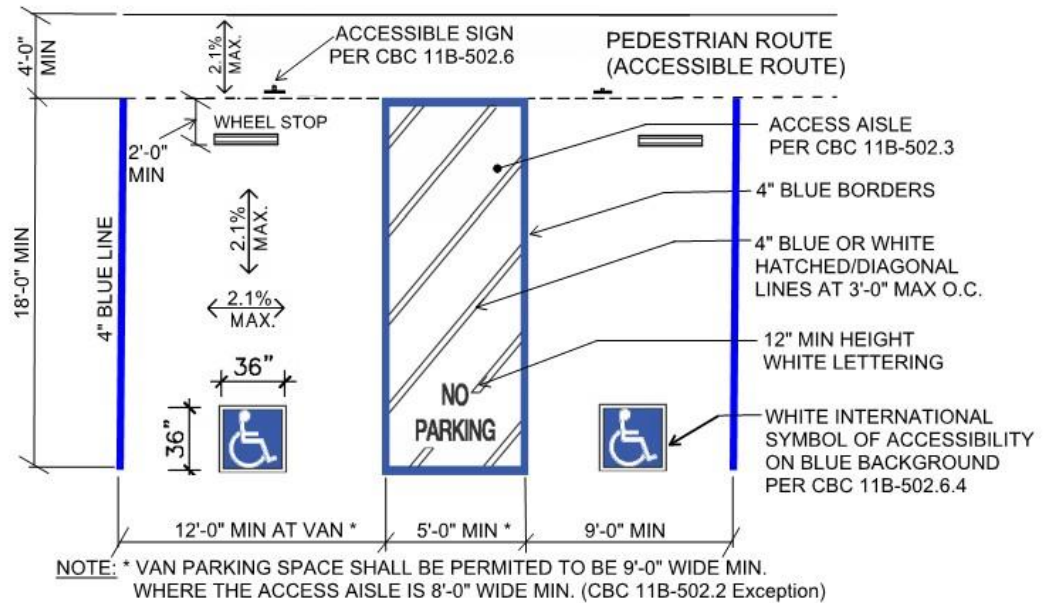
**Note:**

- Hospital outpatient facilities:** Required accessible spaces shall be 10% of the total spaces.
- Rehabilitation facilities and outpatient physical therapy facility** (specializing in treating conditions that affect mobility): Required accessible spaces shall be 20% of the total spaces.

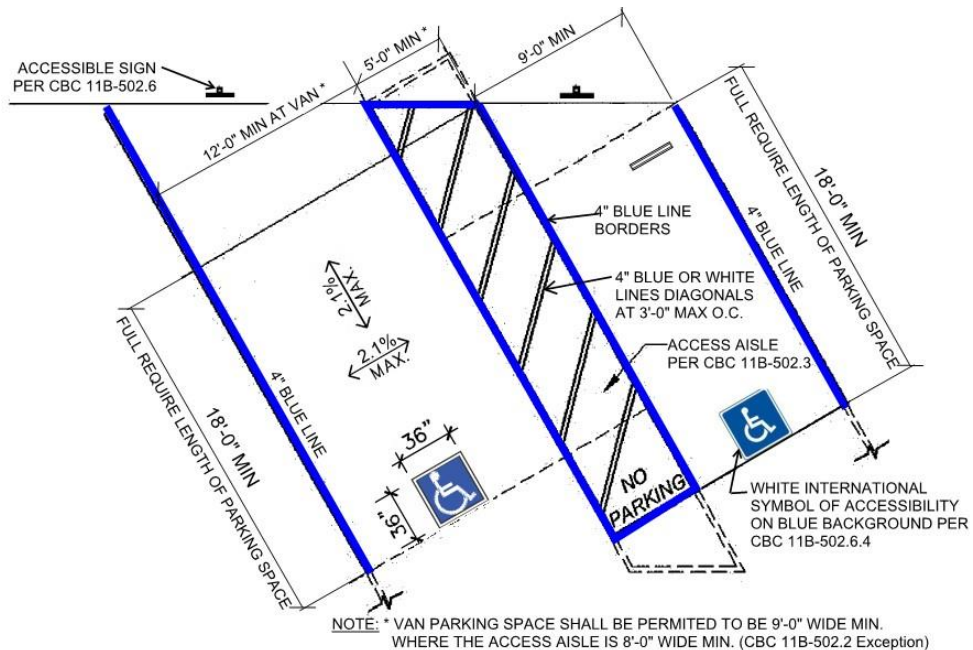
### **PARKING SPACE SIZE AND LAYOUT**



**FIGURE: SINGLE ACCESSIBLE PARKING STALL**



**FIGURE: DOUBLE ACCESSIBLE PARKING STALL**



**FIGURE: DIAGONAL ACCESSIBLE PARKING STALL**

## **PARKING SPACE LOCATION TO ACCESSIBLE ROUTE**

- Accessible route:** Parking Spaces shall be located on the shortest accessible route from adjacent parking to the accessible entrances. (CBC 11B-208.3.1)
- Access aisles:** Parking space access aisle shall connect directly to an accessible route. (CBC 11B-502.3)
- Passing by vehicles:** Accessible parking spaces shall be designed so users shall not be required to pass behind parked vehicles other than their own. (CBC 11B-502.7.1)

## PARKING SPACE SIGNAGE



### ADDITIONAL SIGNAGE PER CBC 11B-502.8

## PASSENGER DROP-OFF AND LOADING ZONE ACCESS AISLE

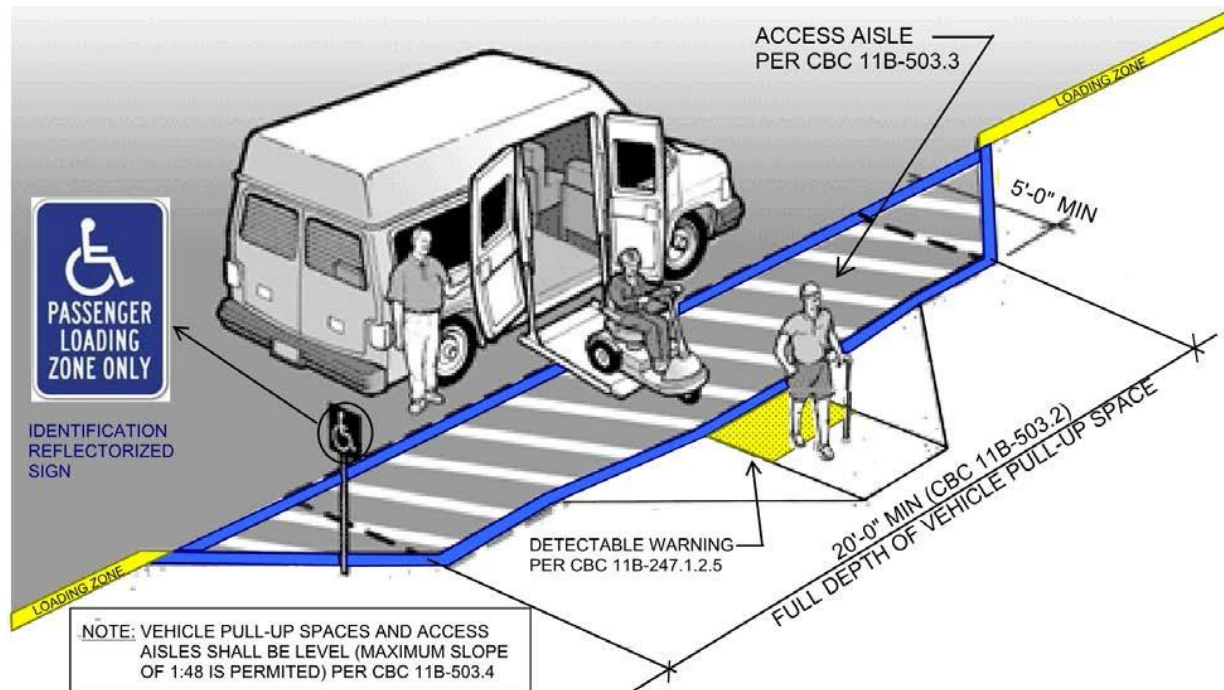
### When Required

- Passenger Drop-Off & Loading Zone:** Provide at least one accessible passenger drop-off and loading zone complying with CBC 11B-503 in every continuous 100 linear feet of drop-off and loading zone space. (CBC11B-209.2.1)
- Valet Parking:** Parking facilities that provide valet parking services shall provide at least one accessible passenger drop-off and loading zone complying with CBC 11B-503 at vehicle drop-off and vehicle pick-up areas. (CBC11B-209.2.1)
- Mechanical Access Parking Garages:** Provide at least one accessible passenger drop-off and loading zone complying with CBC 11B-503 at vehicle drop-off and vehicle pick-up areas. (CBC11B-209.2.1)

### General Requirements: (CBC 11B-503)

- Vehicle Pull-up Space:** 8'-0" wide minimum x 20'-0" long minimum
- Access Aisle:** 5'-0" wide minimum x 20'-0" long minimum adjacent and parallel to the vehicle pull-up space. Access aisle shall adjoin an accessible route and shall not overlap the vehicle's pathway.
- Marking:** Access aisle shall be marked with a painted borderline around the perimeter. The area within the borderlines shall be marked with hatched lines a maximum of 36" on center in a color contrasting with that of the aisle surface.
- Slope:** Max 1:48 in all directions.





**FIGURE: PASSENGER DROP OFF AND LOADING ZONE ACCESS AISLE**