

# Pop-Facts® Demographics | Population & Race



Trade Area: Dublin, CA (city)

## POPULATION

73,773

## HOUSEHOLDS

23,083

## ETHNICITY



11.9%

Index:59

Hispanic/Latino

## HISPANIC ORIGIN\*



55.9%

Index:95

Mexican

## HOME LANGUAGE\*

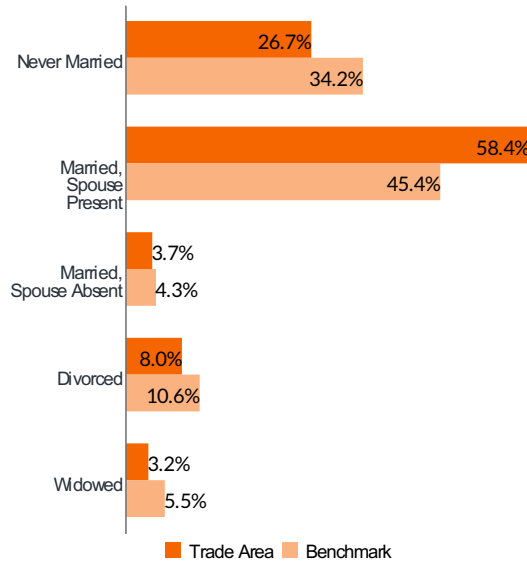


50.8%

Index:65

Only English

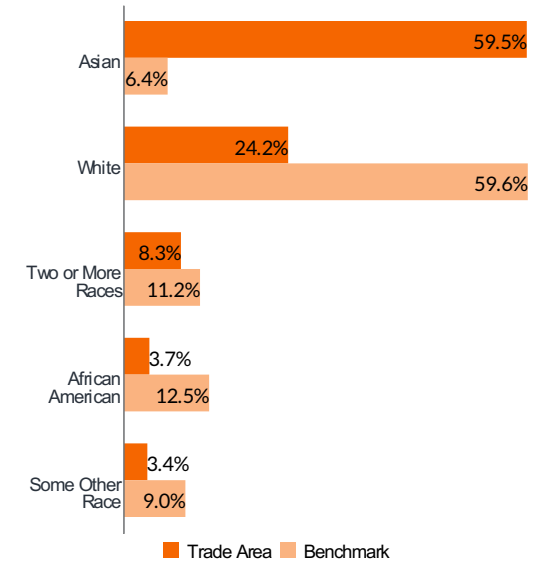
## MARITAL STATUS



## POPULATION BY AGE

Age	Count	%	Index
0 - 4	4,336	5.9	107
5 - 9	5,397	7.3	127
10 - 14	5,355	7.3	119
15 - 17	2,584	3.5	95
18 - 20	2,477	3.4	78
21 - 24	2,943	4.0	75
25 - 34	8,529	11.6	88
35 - 44	15,444	20.9	159
45 - 54	11,599	15.7	131
55 - 64	7,775	10.5	85
65 - 74	4,394	6.0	56
75 - 84	2,273	3.1	52
85+	667	0.9	44

## POPULATION BY RACE\*\*



Benchmark:USA

\*Top variable chosen from percent composition ranking

\*\*Top 5 variables chosen from percent composition ranking

© 2025 Claritas, LLC. All rights reserved. Source: ©Claritas, LLC 2025.  
(<https://claritas.easpotlight.com/Spotlight/About/3/2025>)

Index Colors:	<80	80 - 110	110+
---------------	-----	----------	------

# Pop-Facts® Demographics | Housing & Household

Trade Area: Dublin, CA (city)

Population: 73,773 | Households: 23,083

## MEDIAN AGE OF HOUSEHOLDER

47

Index:88

## PRESENCE OF OWN CHILDREN\*



43.5%

Index: 164

## AGE OF HOUSING\*\*



15 - 24 years old

% Comp:27.8 Index:210

## HOUSING TENURE



Own

61.4%

Index: 97

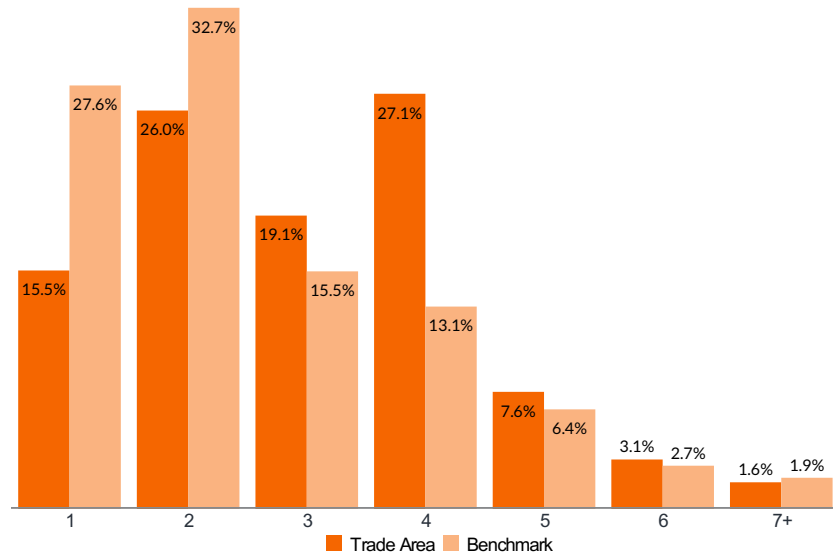


Rent

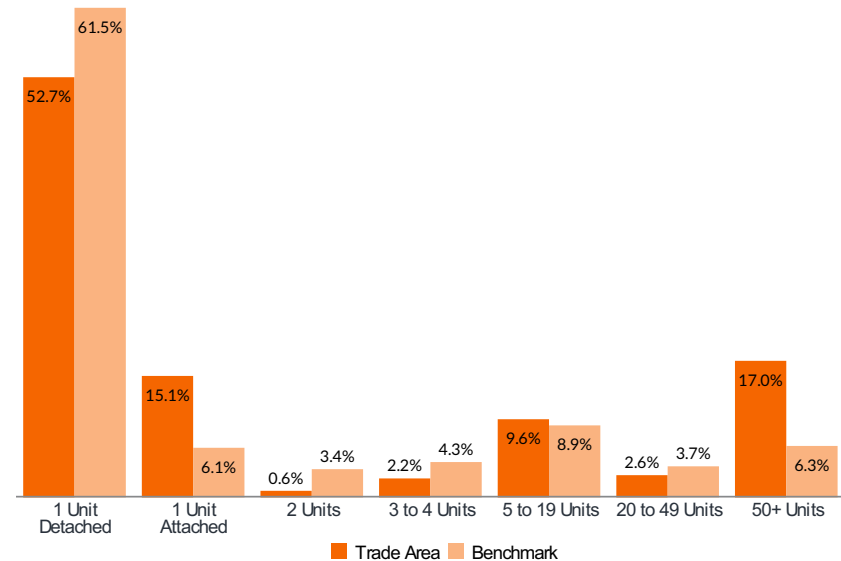
38.6%

Index:105

## HOUSEHOLD SIZE



## HOUSING UNITS IN STRUCTURE



Benchmark: USA

\*Uses the variable "Households with people under age 18"

\*\*Chosen from percent composition ranking

© 2025 Claritas, LLC. All rights reserved. Source: ©Claritas, LLC 2025.  
(<https://claritas.easpotlight.com/Spotlight/About/3/2025>)

Index Colors: <80 80 - 110 110+

# Pop-Facts® Demographics | Affluence & Education

Trade Area: Dublin, CA (city)

Population: 73,773 | Households:23,083

## EDUCATIONAL ATTAINMENT: TOP 2\*



37.6%

Index: **176**

Bachelor's Degree



25.4%

Index: **258**

Master's Degree

## EDUCATION: HISPANIC/LATINO



4.6%

Index: **134**

Bachelor's degree or higher

## POVERTY STATUS



96.9%

Index: **106**

At or above poverty

## HOUSEHOLD INCOME



Median Household Income

**\$197,527**

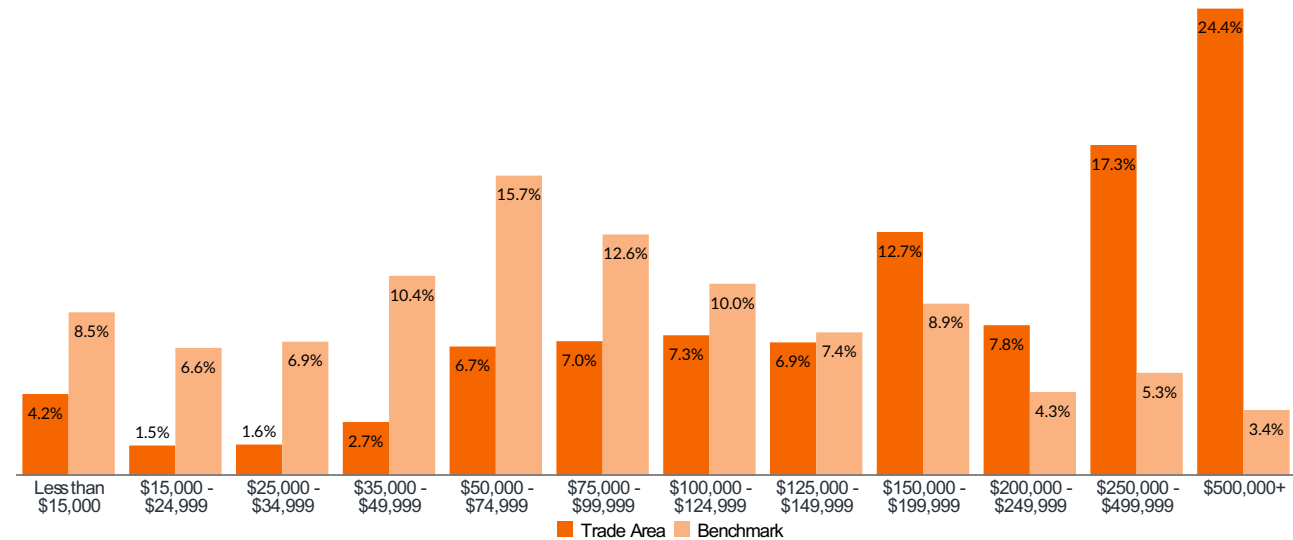
Index: **252**

Average Household Income

**\$266,949**

Index: **236**

## HOUSEHOLD INCOME DISTRIBUTION



Benchmark: USA

\*Ranked by percent composition

© 2025 Claritas, LLC. All rights reserved. Source: ©Claritas, LLC 2025.  
<https://claritas.easpotlight.com/Spotlight/About/3/2025>

Index Colors:	<80	80 - 110	110+
---------------	-----	----------	------

# Pop-Facts® Demographics | Employment & Occupation

Trade Area: Dublin, CA (city)

Population: 73,773 | Households: 23,083

## OCCUPATIONAL CLASS\*



86.2%

Index:139

White Collar

## UNEMPLOYMENT RATE



3.0%

Index:60

Percent of civilian labor force unemployed

## METHOD OF TRAVEL TO WORK: TOP 2\*



51.8%

Index:74

Travel to work by **Driving Alone**

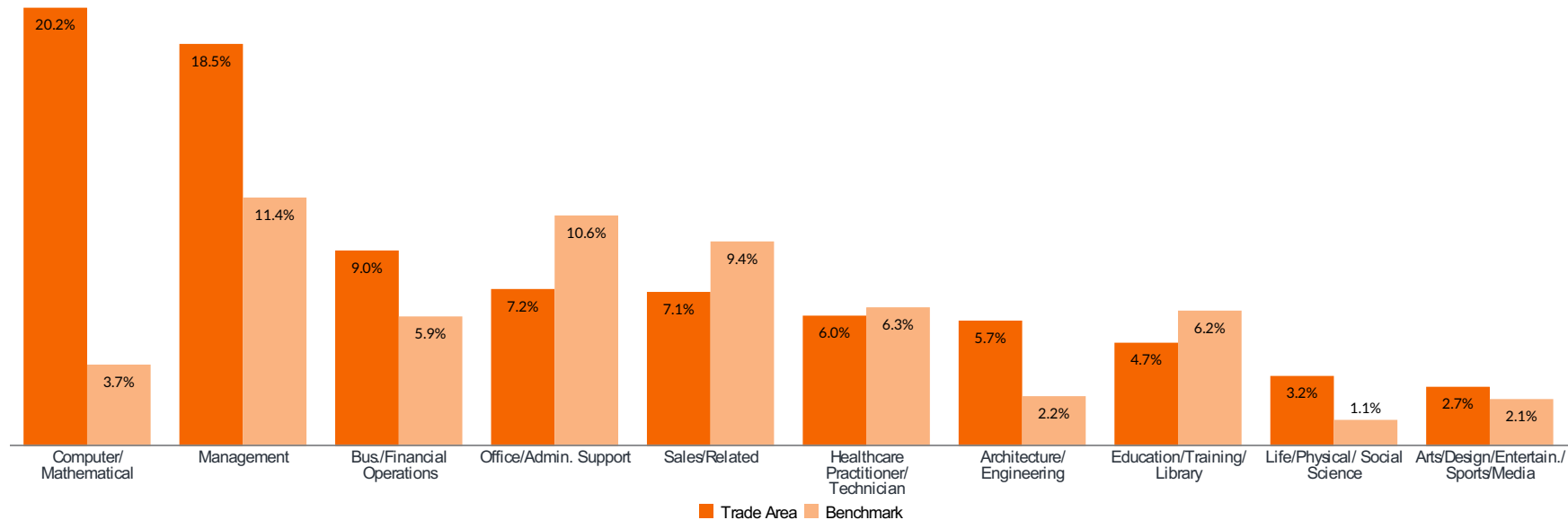


7.4%

Index:220

Travel to work by **Public Transport**

## OCCUPATION: TOP 10\*



Benchmark: USA

\*Chosen from percent composition ranking

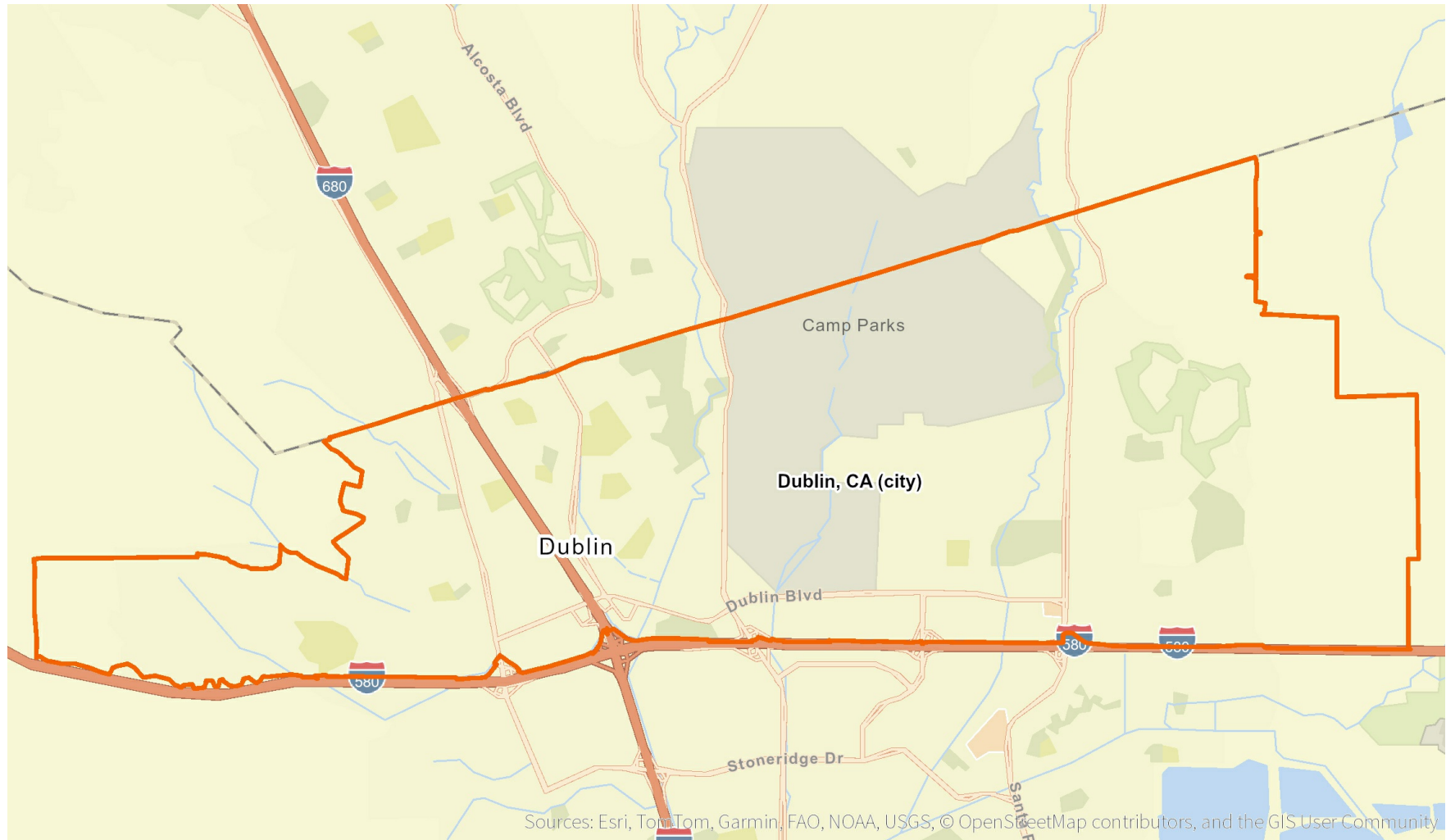
© 2025 Claritas, LLC. All rights reserved. Source: ©Claritas, LLC 2025.  
(<https://claritas.easpotlight.com/Spotlight/About/3/2025>)

Index Colors:	<80	80 - 110	110+
---------------	-----	----------	------

# Pop-Facts® Demographics | Map

Trade Area: Dublin, CA (city)

Population: 73,773 | Households: 23,083



©2006-2025 TomTom